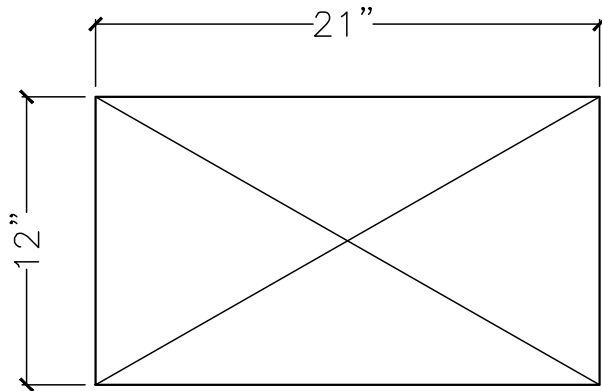
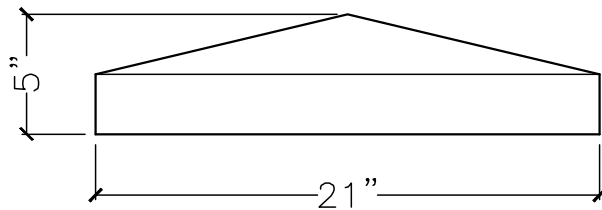


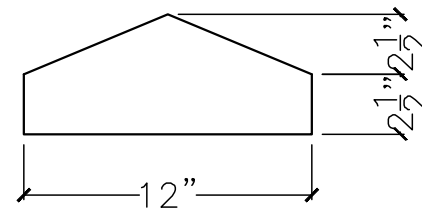
JOB:	MOLD: 12"X21" CC-1 2½"RISE
BAY#: 273-B	STONE COLOR:
DATE:	SCALE: 1½"=12" NEED:



TOP VIEW



FRONT VIEW



SECTION VIEW