



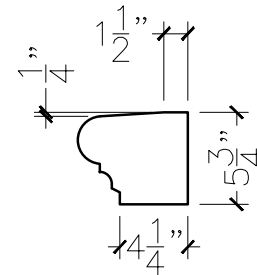
JOB:	MOLD: SILL-2 36"STRAIGHT
BAY#: 169	STONE COLOR:
DATE:	SCALE: 1"=12"      NEED:



TOP VIEW



FRONT VIEW



SECTION VIEW