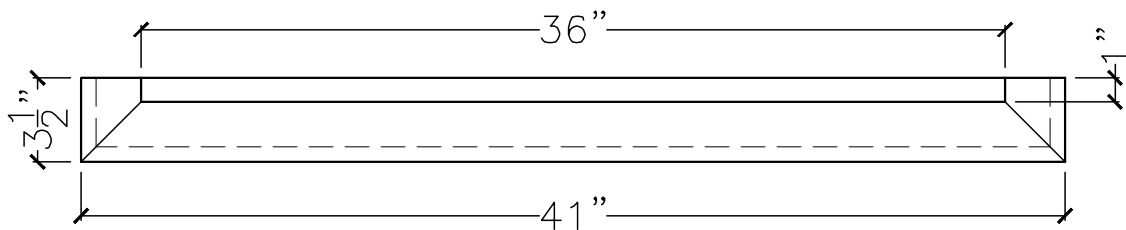
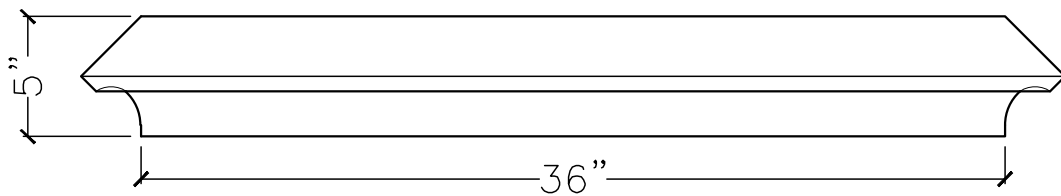


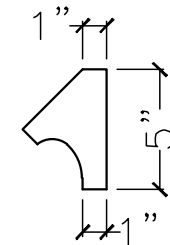
JOB:	MOLD: SILL-40 36" DBL. RETURN
BAY# 57-B	STONE COLOR:
DATE:	SCALE: $1\frac{1}{2}" = 12"$ NEED:



TOP VIEW



FRONT VIEW



SECTION VIEW