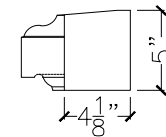
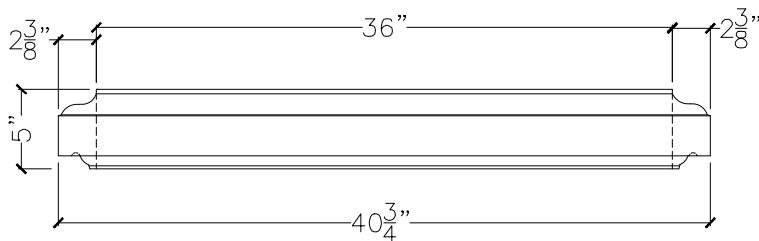


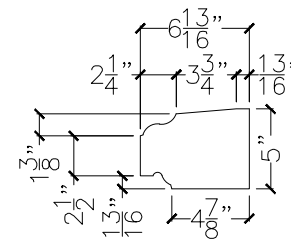
| | |
|-------------|-------------------------------|
| CUSTOMER: | |
| JOB: | MOLD: SILL-76 36" D.R.w/NOTCH |
| BAY#: 169-A | STONE COLOR: |
| DATE: | SCALE: 1"=12" NEED: |



END VIEW



FRONT VIEW



SECTION VIEW