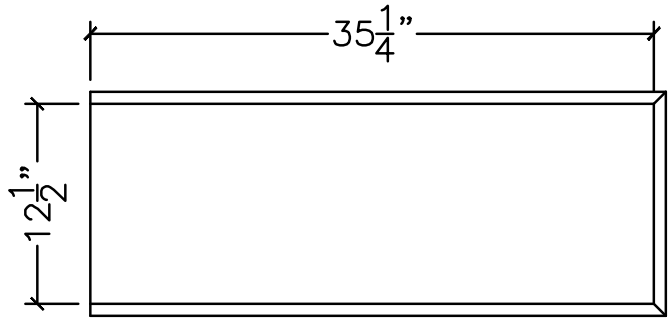
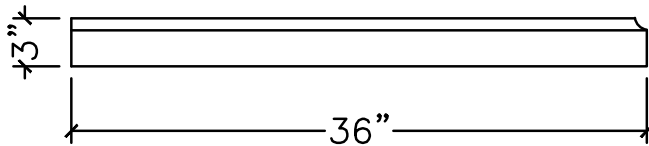


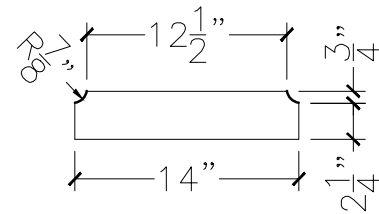
CUSTOMER:	
JOB:	MOLD: WC-148 14"W 36" wEND
BAY#: 45	STONE COLOR:
DATE:	SCALE: 1"=12" NEED:



TOP VIEW



FRONT VIEW



SECTION VIEW