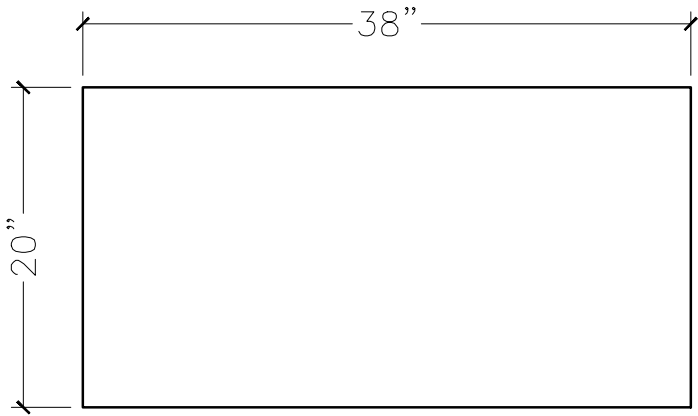
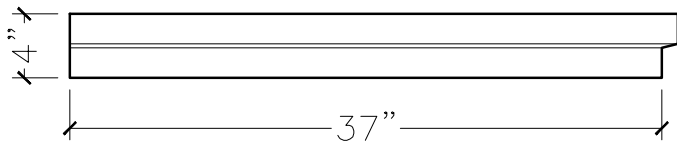


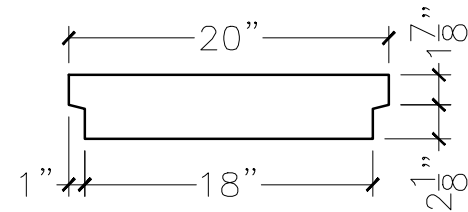
CUSTOMER:	
JOB:	MOLD: WC-150, 18"W 37" wEND
BAY#: 321-A	STONE COLOR:
DATE:	SCALE: 1"=12"      NEED:



TOP VIEW



FRONT VIEW



SECTION VIEW