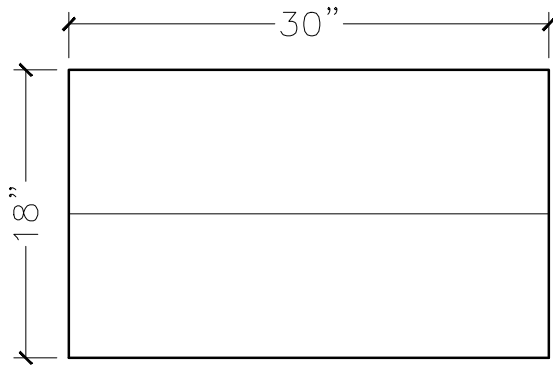
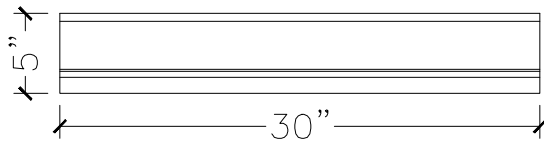


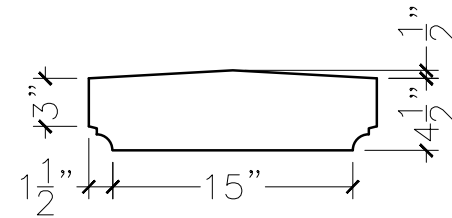
JOB:	MOLD: WC-166 15"W 30"ST
BAY#: 59-A	STONE COLOR:
DATE:	SCALE: 1"=12" NEED:



TOP VIEW



FRONT VIEW



SECTION VIEW