
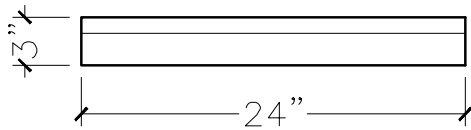


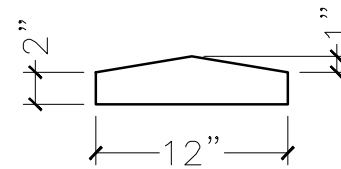
JOB:	MOLD: WC-170 12"W 24"ST
BAY#: 315-A	STONE COLOR:
DATE:	SCALE: 1"=12" NEED:



TOP VIEW



FRONT VIEW



SECTION VIEW