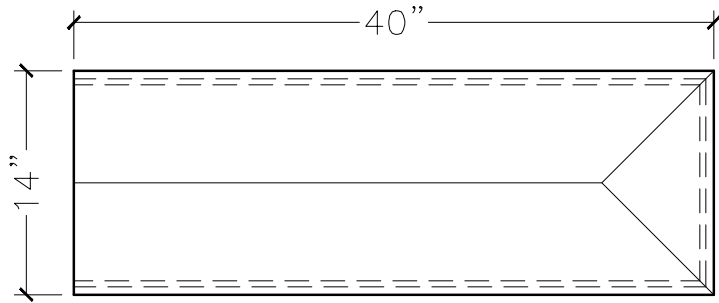
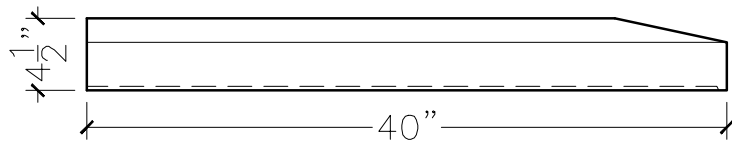


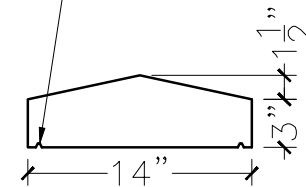
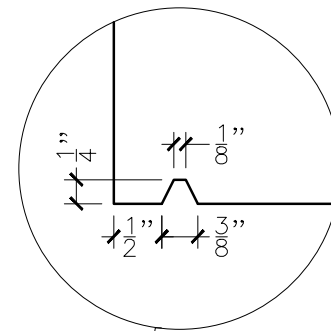
CUSTOMER:	
JOB:	MOLD: WC-175 14"W 40"W/END
BAY#: 47-B	STONE COLOR:
DATE:	SCALE: 1"=12"      NEED:



TOP VIEW



FRONT VIEW



SECTION VIEW