
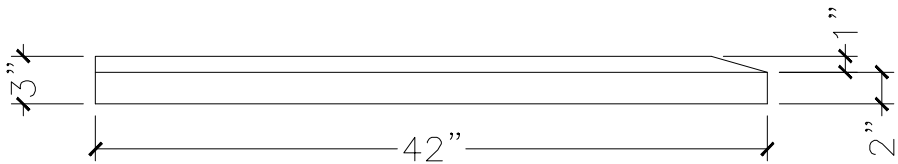


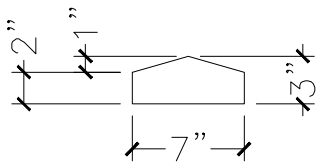
CUSTOMER:	
JOB:	MOLD: WC-198 7"W 42"w/END
BAY#: 168-B	STONE COLOR:
DATE:	SCALE: 1"=12" NEED:



TOP VIEW



FRONT VIEW



SECTION VIEW