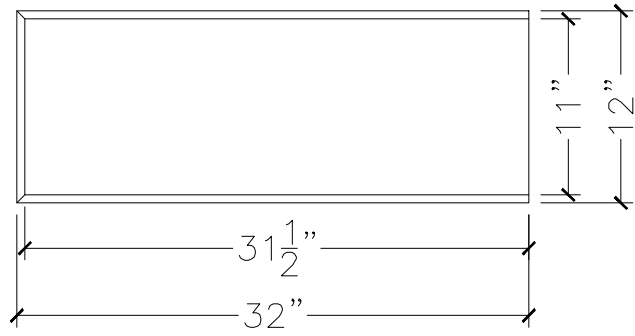
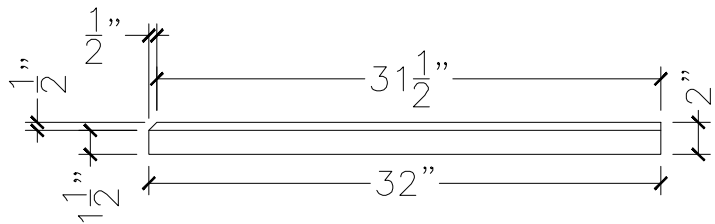


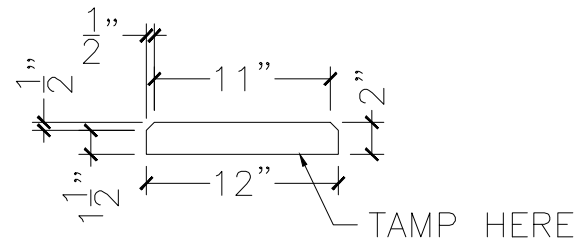
CUSTOMER:	
JOB:	MOLD: WC-209 12"W 32"END
BAY#: 298-B	STONE COLOR:
DATE:	SCALE: 1"=12" NEED:



TOP VIEW



FRONT VIEW



SECTION VIEW