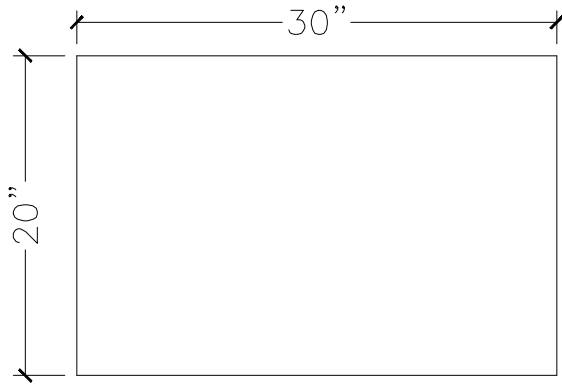



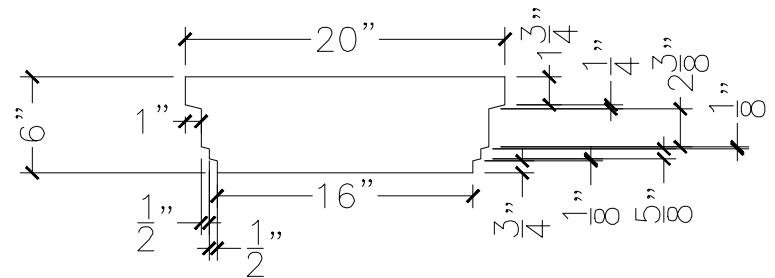
CUSTOMER:	
JOB:	MOLD: WC-210 16"W 30"ST.
BAY#: 167-B	STONE COLOR:
DATE:	SCALE: 1"=12" NEED:



TOP VIEW



FRONT VIEW



SECTION VIEW