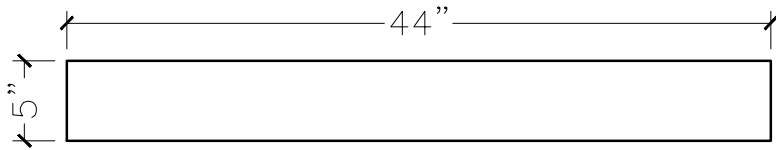



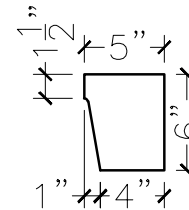
JOB:	MOLD: WS-36 44"DBL.RETURN
BAY#: 321-B	STONE COLOR:
DATE:	SCALE: 1"=12"      NEED:



TOP VIEW



FRONT VIEW



SECTION VIEW